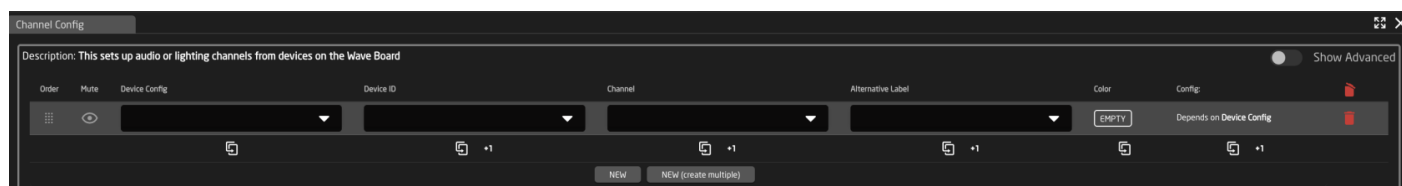
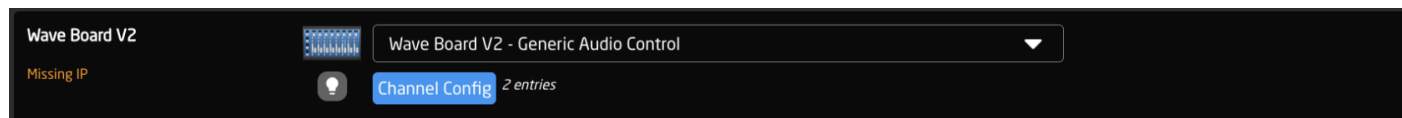



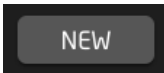
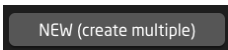


# Audio Channel Config

An example of an audio channel config can be seen below. These can be different depending on the selected configuration and device. From here the order on the audio channel order will be set as well as the desired name on the displays and button color.



Column	Description
Order	Allows for quick rearranging of channel order. Right clicking on order will allow for deleting the row.
Mute	Allows for removing access to a specific channel or to leave a blank spot on the panel
Device Config	Ties the fader to a specific device config.
Device Index	Ties the fader to a specific device associated with the config. See Device Details for the device index number.
Channel	Ties the fader to a specific channel in the selected device. See device parameter list for available channel number for the specific device.
Alternate Label	Customizable name to appear on the displays. Character limit is determined by size of display and can vary.
Color	Sets the button feedback color. Color options are: OFF, WHITE, WARM, RED, ROSE, PINK, PURPLE, AMBER, YELLOW, DARKBLUE, BLUE, ICE, CYAN, SPRING, GREEN, MINT. The format for color selection is all large letters with no spaces between words.
Config	Setup some extra configurable attributes on some specific device configs.

	Delete the row.
	Duplicates the details of the column.
	Increments the number in the column by +1.
	Adds a new line to create additional fader channels.
	Opens a table to create multiple new fader channels. <b>See Batch Create section.</b>

Batch Create

Batch Create Rows

Amount of rows to create

1

Select population behavior for each column:

Column name	Population behavior	Focused row value
Device Config	Copy ▼	SKAARHOJ.Devices.Artnet.AudioClass.Channel
Device ID	Copy ▼	1
Channel	Copy ▼	1
Alternative Label	Copy ▼	Drums
Color	Copy ▼	AMBER
Config:	Copy ▼	Config:

Cancel

Create

Amount of Rows to Create	The number of additional rows to be created.
Column Name	Which settings table row's info being referenced.

Populate Behavior	Select if the settings table row is to be empty, copied, or incremented by 1. <div><div>Empty</div><div>Copy</div><div>Increment</div></div>
Focus Row Value	Current value of the settings table row to be left empty, copied, or incremented in the new rows.

Revision #8  
Created 22 June 2022 11:19:31 by Heather Pedersen  
Updated 25 June 2025 12:32:43 by Heather Pedersen