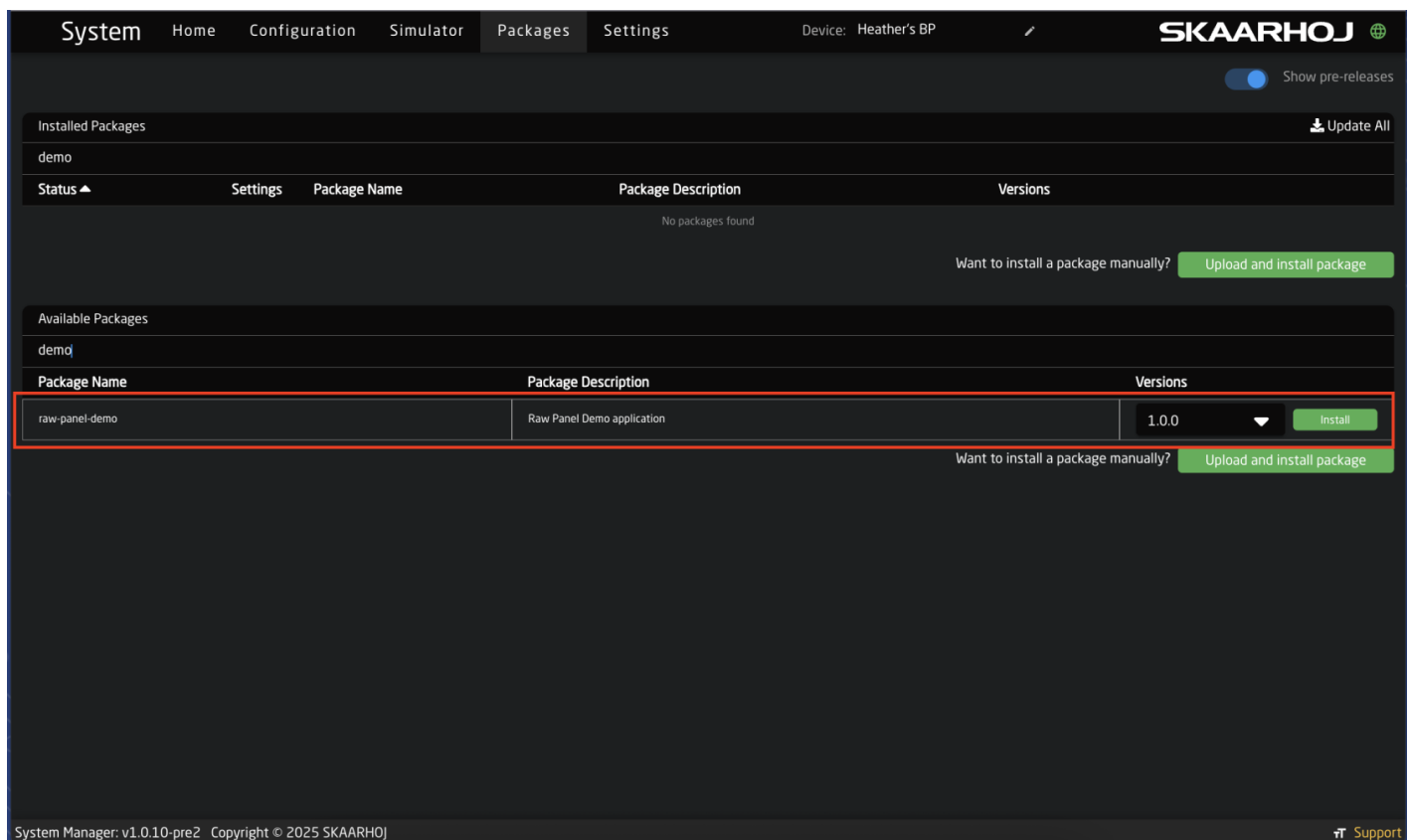


Demo Mode

The Raw Panel Demo application connects to one or more Raw Panel units, retrieves their topology data, and provides dynamic feedback to their hardware components. This includes updating button colors, display contents, and other visual elements in a cyclic manner, showcasing the panel's capabilities.

Additionally, the application responds to triggers from the connected panels, such as button presses, knob rotations, fader movements, and joystick interactions. These interactions are reflected both on the panels themselves and in the application logs, creating a comprehensive demonstration of the panels' functionality.

Install the raw-panel-demo package on the packages page.



The screenshot shows the SKAARHOJ System Manager interface. The top navigation bar includes 'System', 'Home', 'Configuration', 'Simulator', 'Packages', and 'Settings'. The 'Device' is identified as 'Heather's BP'. A 'Show pre-releases' toggle is visible. The 'Installed Packages' section shows a table with one entry: 'demo'. Below this, a message states 'No packages found'. The 'Available Packages' section shows a table with one entry: 'raw-panel-demo' with the description 'Raw Panel Demo application' and version '1.0.0'. A red box highlights the package name, description, and version information. A green 'Install' button is visible next to the version. A 'Want to install a package manually?' prompt with an 'Upload and install package' button is also present.

Click in the package to set the parameters, connect to other panels, to run in, and access its own web interface.

Panels MUST be in 'Raw Panel Mode' in order for the Demo app to connect to them.

You can enable and disable Raw Panel Mode on the Settings page.

This also means that Reactor cannot run at the same time.

System Home Configuration Simulator RWP Demo Packages Settings Device: Heather's BP SKAARHOJ

Package > raw-panel-demo, Version: 1.0.0 Raw Panel Demo application

Running Stop Restart Auto Start Show in Menu

Open WebUI Clear config directory Download Logs Backup Data Uninstall

Demo Panels

General Settings

Binary Panel

Connects to the panels in binary mode.

Auto Interval

500
Interval in ms for demo engine sending out content.

Demo Mode Delay

2
The number of seconds before demo mode starts after having manually operated a panel.

Mix Colors

If set, cycling colors are mixed in small sequences with at least one button highlighted. This tends to produce more 'realistic' colors on panels.

Demo Mode Faders

Exercise motorized faders continuously in demo mode.

Brightness

4
OLED and Display brightness. 0-8, default is 4.

Edit Raw Config File Reset to defaults Save and restart

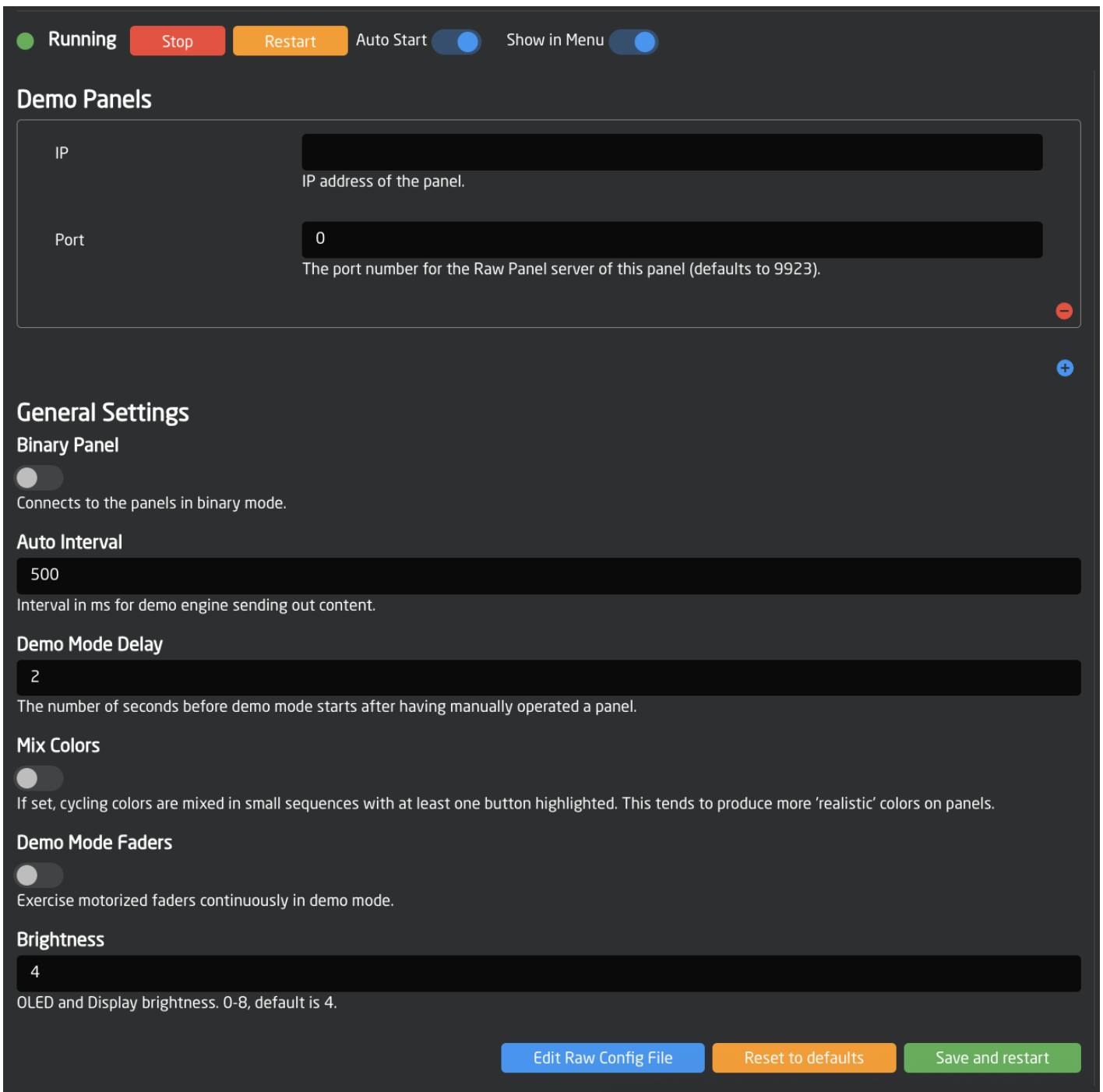
Logs

```
2025-10-31, 00:00:00 raw-panel-demo 12:32:21 [raw-panel-demo] 2025-10-31 11:32:21.32150 2025-10-31 12:32:21 "GET http://192.168.8.71/ingress/raw-panel-demo/ws HTTP/1.1" from @ - 000 0B in 11m11.823346403s
2025-10-31, 00:00:00 raw-panel-demo 12:32:24 [raw-panel-demo] 2025-10-31 11:32:24.48400 2025-10-31 12:32:24 "GET http://local/ingress/app-meta HTTP/1.1" from @ - 200 51B in 68.685µs
2025-10-31, 12:39:32 raw-panel-demo info raw-panel-demo started, version v1.0.0 (x-ba3ca8c) - skaaros_prod" module=main
2025-10-31, 12:39:32 raw-panel-demo info License valid, device:bluepill" module=main
2025-10-31, 12:39:32 raw-panel-demo info Starting Web Application" module=main
2025-10-31, 00:00:00 raw-panel-demo 12:39:34 [raw-panel-demo] 2025-10-31 11:39:34.48538 2025-10-31 12:39:34 "GET http://local/ingress/app-meta HTTP/1.1" from @ - 200 51B in 104.167µs
2025-10-31, 00:00:00 raw-panel-demo 12:39:34 [raw-panel-demo] 2025-10-31 11:39:34.62543 2025-10-31 12:39:34 "GET http://local/ingress/app-meta HTTP/1.1" from @ - 200 51B in 103.999µs
2025-10-31, 00:00:00 raw-panel-demo 12:39:34 [raw-panel-demo] 2025-10-31 11:39:34.62939 2025-10-31 12:39:34 "GET http://local/ingress/icon.png HTTP/1.1" from @ - 200 48825B in 1.124168ms
2025-10-31, 00:00:00 raw-panel-demo 12:39:39 [raw-panel-demo] 2025-10-31 11:39:39.48433 2025-10-31 12:39:39 "GET http://local/ingress/app-meta HTTP/1.1" from @ - 200 51B in 82.093µs
2025-10-31, 00:00:00 raw-panel-demo 12:39:44 [raw-panel-demo] 2025-10-31 11:39:44.48403 2025-10-31 12:39:44 "GET http://local/ingress/app-meta HTTP/1.1" from @ - 200 51B in 87.222µs
2025-10-31, 00:00:00 raw-panel-demo 12:39:49 [raw-panel-demo] 2025-10-31 11:39:49.48401 2025-10-31 12:39:49 "GET http://local/ingress/app-meta HTTP/1.1" from @ - 200 51B in 75.889µs
2025-10-31, 00:00:00 raw-panel-demo 12:39:54 [raw-panel-demo] 2025-10-31 11:39:54.48409 2025-10-31 12:39:54 "GET http://local/ingress/app-meta HTTP/1.1" from @ - 200 51B in 60.148µs
2025-10-31, 00:00:00 raw-panel-demo 12:39:59 [raw-panel-demo] 2025-10-31 11:39:59.48348 2025-10-31 12:39:59 "GET http://local/ingress/app-meta HTTP/1.1" from @ - 200 51B in 65.592µs
2025-10-31, 00:00:00 raw-panel-demo 12:40:04 [raw-panel-demo] 2025-10-31 11:40:04.48369 2025-10-31 12:40:04 "GET http://local/ingress/app-meta HTTP/1.1" from @ - 200 51B in 76.37µs
```

Log level: Empty String Save Reset Download Logs

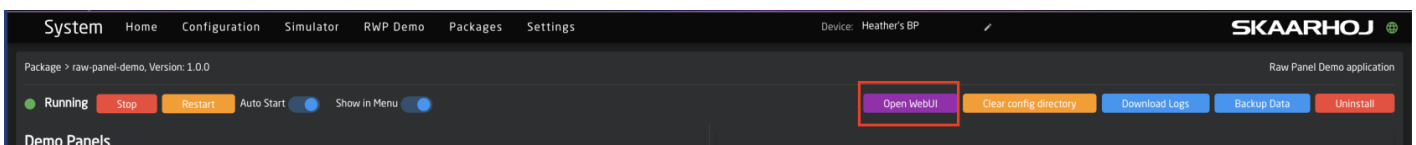
Clear

It is possible to set up the demo mode straight from the package details.



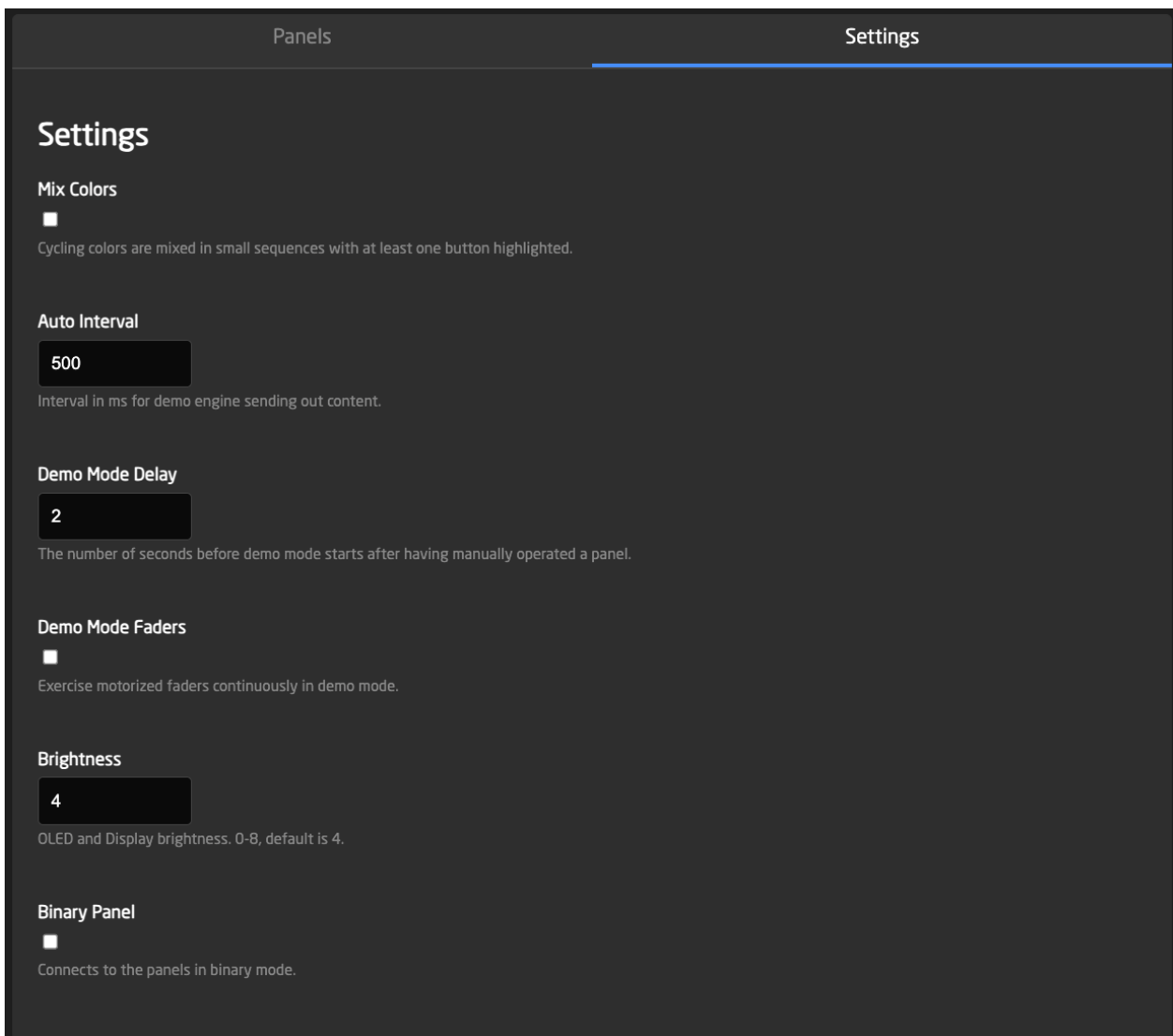
Accessing it via its own interface gives the same options in a cleaner application interface.

If the Open WebUI button is not visible, make sure the package is running and try refreshing the page.

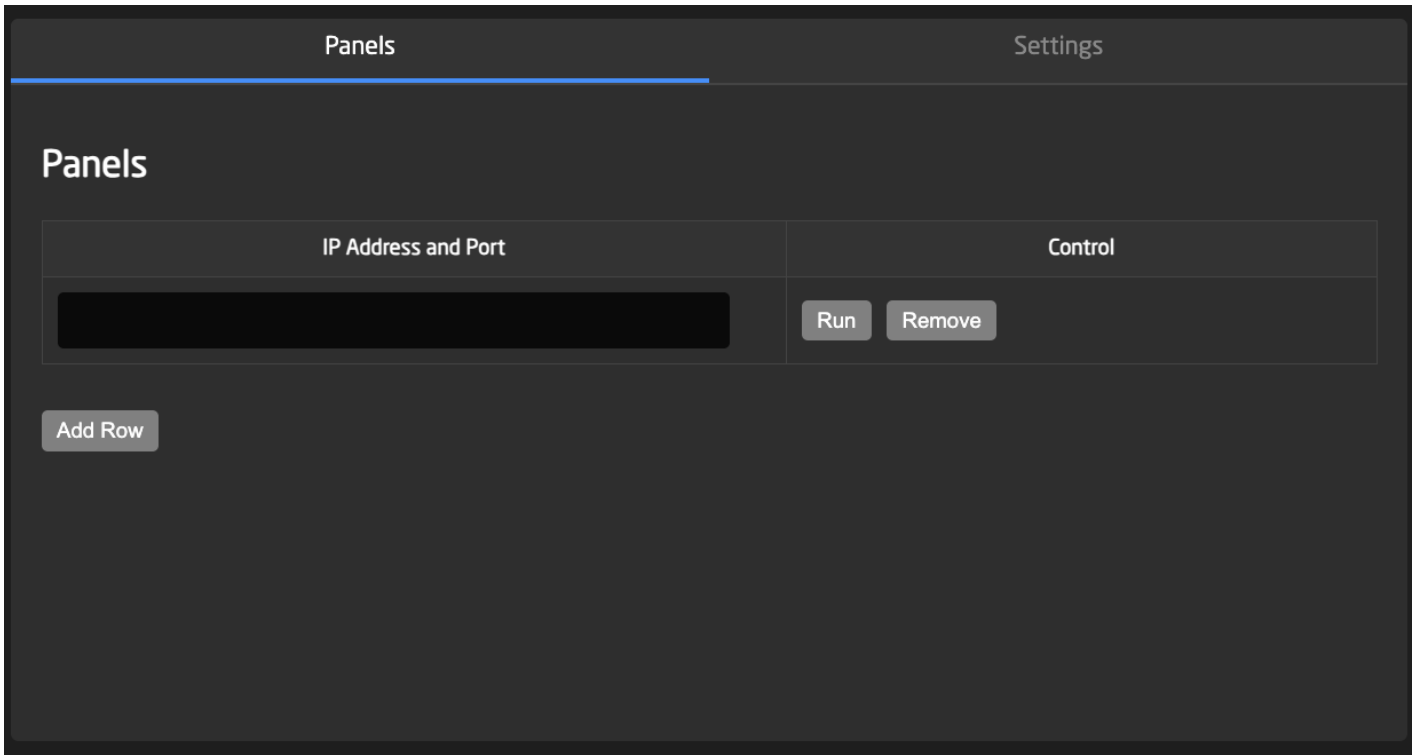


Within the application's interface:

The settings tab exposes the parameters that can be set for the demo mode.



Panels tab allows for adding panels manually, running demo mode on them or removing them.



The Search tab allows for adding panels in Raw Panel Mode that are discovered on the network.

Corrected image coming soon.

Search

Model	Name	Serial	Action	IP Address and Port
-	192.168.8.75:9953	XP_TOUCH-TABSANDGRID3X2X3	Raw Panel Test 1	3c43b160-0
Add	192.168.11.11:9923	SK_RACKFLYTRIO	Show Room Control	441913
Add	192.168.8.71:9953	XP_TOUCH-TABSANDGRID3X2X3	TabsTest	03539893-0
Add	192.168.11.2:9954	XP_TOUCH-MINISWITCHER		56136d12-1
Add	192.168.11.2:9953	XP_TOUCH-TABSANDGRID3X2X3	Raw Panel Test 1	56136d12-0
Add	192.168.8.184:9923	SK_RCPV2	Andreas - RCPV2	443124
Add	192.168.8.229:9953	XP_TOUCH-DEMO	Raw Panel Test 1 Silas	1045554a-0
Add	192.168.8.229:9954	XP_TOUCH-TABS3R2		1045554a-1
Add	192.168.8.224:9923	SK_QUICKPAD		435234
Add	192.168.8.206:9923	SK_AIRFLYPROV2		441191
Add	192.168.5.162:9923	SK_AIRFLYTOUCH	Air Touch test	456977
Add	192.168.5.162:9953	XP_TOUCH-AIRFLYV2SUPPORT	Raw Panel Test 1	1fe4f397-0
Add	10.0.0.156:9923	SK_RACKCTRLXK1	Industrial Arts XK1	444239

The last section is for a readout of the logs.

Log

```
.....  
1320: .....  
1380: .....  
1440: .....  
1500: .....  
1560: .....
```

Revision #3
Created 13 December 2022 09:59:01 by Kenneth Kikkenborg
Updated 28 April 2026 10:06:30 by Kenneth Kikkenborg