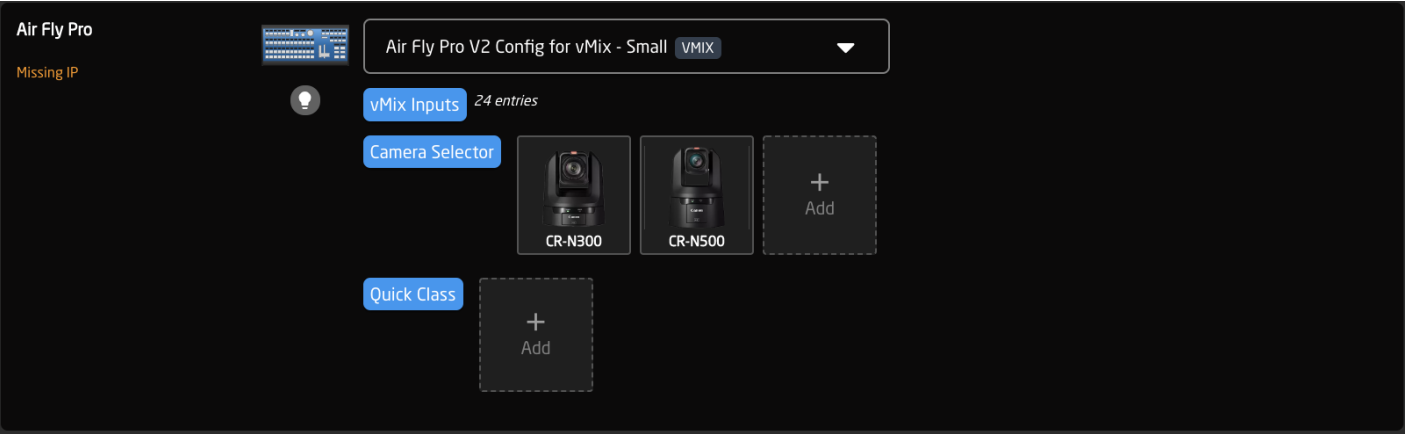
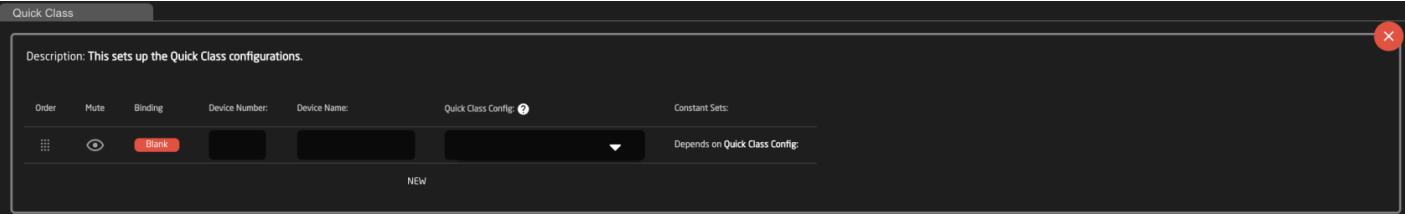


Quick Class

Available on [some controllers](#), Quick Class configs are not actually constant set tables, however some of them do open up constant set options.



Quick Class Configuration Table

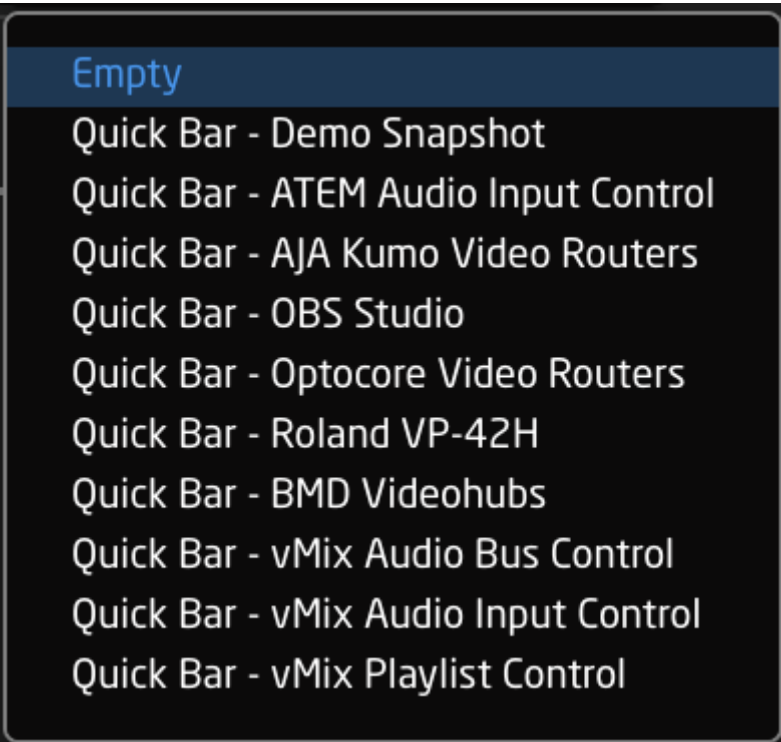


Column	Description
Order	Allows for quick rearranging of camera order. Right clicking on drag will allow for deleting the row.
Mute	Allows for removing access to a specific camera or to leave a blank spot on the panel
Binding	Allows for the selecting of a specific connected camera
Device Number	Ties the camera selector to the specific device. This is found in the Devices section. Each device will have a unique device number per device core. This box should auto-populate when a camera is selected in binding
Device Name	Enter the name of the device being connected. The name can be found in the device details.

Quick Class Config	Selects the needed configuration based on the device being connected.
Constant Sets	Opens up Constant Sets tables depending on the selected Quick Class Config

Example of Quick Class Configurations

Quick Class configurations are available for select sections of 6 buttons. These are generally associated with specific devices.



Constant Set Examples

Constant sets tied to quick classes can include, but are not limited to, Switcher Inputs, Routing Panels, and Playlists. Please see the constant sets example for the option presented with the selected Quick Class Config.

Quick Class Config: ?

Constant Sets:

Quick Bar - ATEM Audio Input Control ▼

SwitcherInputs

Quick Class Config: ?

Constant Sets:

Quick Bar - AJA Kumo Video Routers ▼

Inputs

Outputs

Presets

Quick Class Config: ?

Constant Sets:

Quick Bar - vMix Playlist Control ▼

Playlist

Revision #3

Created 24 June 2022 13:47:42 by Heather Pedersen

Updated 17 August 2022 09:14:47 by Heather Pedersen