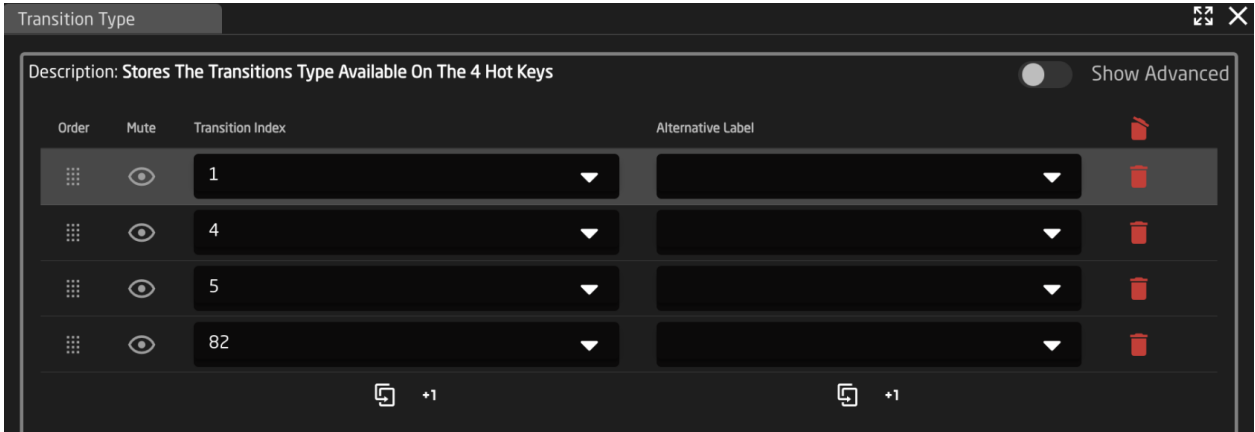
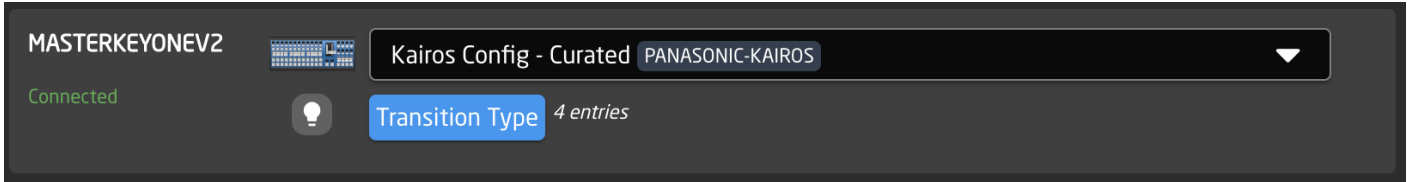





Transition Types

The Transition Types constant set is used with the Panasonic Kairos curated configuration to set the 4 available transitions type buttons.



Column	Description
Order	Allows for quick rearranging of channel order. Right clicking on order will allow for deleting the row.
Mute	Allows for removing access to a specific channel or to leave a blank spot on the panel
Transition Index	Sets the transition type based on order available in the Kairos Creator, see chart below.
Alternate Label	Customizable name to appear on the displays. Character limit is determined by size of display and can vary.
	Delete the row.
	Duplicates the details of the column.
	Increments the number in the column by +1.

There are 82 total defined transitions available

0 - Blank	10- Wipe Box Bottom Right	20- Barn Door Vertical	30- PW 2 Blade Horizontal	40- Wipe Fan Center Top	50-W Swp Par Vertical	60- windshield	70- Rotate Top Right	80- Squeeze Vertical Center
1 - Mix	11- Wipe Box Bottom Left	21- Barn Door Horizontal	31- PW 4 Blade	41- WipeFan Center Right	51- W Swp Par Diagonal	61- Wipe Snake	71- Rotate Bottom Right	81- Squeeze Horizontal Center
2 - Mix via Black	12- WipeBox Top Center	22- Barn Door Diagonal Bottom	32- Swipe Clockwise Top	42- Wipe Fan Top	52- W Swp Opp Vertical	62- Wipe Spiral	72- Rotate Top Left Reverse	82- Zoom
3 - Mix Via White	13- Wipe Box Right Center	23- Barn Door Diagonal Top	33- Swipe Clockwise Right	43- Wipe Fan Right	53- W Swp Opp Horizontal	63- Scale	73- Rotate Bottom Left Reverse	
4 -Wipe Left	14- Wipe Box Bottom Center	24- Wipe Circle	34- Swipe Clockwise Bottom	44- Wipe Fan Bottom	54- W Swp Diag Top Left	64- Push Left	74- Rotate Top Right Reverse	
5 - Wipe Right	15 - Wipe Box Left Center	25- Wipe Star 4	35- Swipe Clockwise Left	45- Wipe Fan Left	55- W Swp Diag Bottom Left	65- Push Right	75- Rotate Bottom Right Reverse	
6 - Wipe Top	16- Wipe 4 Box In	26- Wipe Star 5	36- Swipe clockwise Top Left	46- Wipe Fan Out Vertical	56- Saloon Door Top	66- Push Up	76- Squeeze Left	
7- Wipe Bottom	17- Wipe 4 Box Out	27- Wipe Star 6	37- Swipe Counter clockwise Bottom Left	47- Wipe Fan Out Horizontal	57- Saloon Door Left	67- Push Down	77- Squeeze Right	
8 - Wipe Box Top Left	18- Wipe Diagonal Top Left	28- Wipe Clock	38- Swipe Clockwise Bottom Right	48- Wipe Fan In Vertical	58- Saloon Door Bottom	68- Rotate Top Left	78- Squeeze Top	
9 - Wipe Box Top Right	19- Wipe Diagonal Top Right	29- PW 2 Blade Vertical	39- Swipe Counter Clockwise Top Right	49- Wipe Fan In Horizontal	59- Saloon Door Right	69- Rotate Bottom Left	79- Squeeze Bottom	

Revision #2

Created 12 August 2022 12:27:27 by Heather Pedersen

Updated 26 June 2025 12:26:50 by Heather Pedersen