


AJA FrameSync Video Channels

When controlling individual video channels of an AJA FS series frame sync, it is important to add the video channel as an individual device. Selecting AJA FS SDR or AJA FS HDR Vid Channel depending on your FS model.

The screenshot shows a 'Select Device To Add' dialog box. At the top, there are two buttons: 'Discover Devices' and 'Add Manually'. A toggle switch for 'Show Concepts' is also present. Below this is a section titled 'Manual add devices' with a search bar containing 'aja'. A table lists various devices with columns for Device Name, Device Core, Description, and Actions. The two rows for 'AJA FS SDR Vid Channel' and 'AJA FS HDR Vid Channel' are highlighted with a red border.

Device Name	Device Core	Description	Actions
		'explore' the device capabilities. (Good chance it's broken)	
ColorBox	AJA ColorBox	AJA ColorBox	Select
AJA FS SDR Vid Channel	AJA REST	A Single SDR Video Channel from an AJA FS series device (1-4 = HD, 5 = 4K)	Select
AJA FS HDR Vid Channel	AJA REST	A Single HDR Video Channel from an AJA FS series device (1-4 = HD, 5 = 4K)	Select
AJA ColorBox Generic Model	AJA ColorBox	Default model of the core, inherits all possible parameters from other models	Select
AJA KUMO Generic Model	AJA KUMO	Default model of the core, inherits all possible parameters from other models	Select
AJA REST Generic Model	AJA REST	Default model of the core, inherits all possible parameters from other models	Select
AJA RovoCam	Visca PTZ	AJA RovoCam	Select
KUMO 1604	AJA KUMO	AJA KUMO 16 input, 4 output router	Select
KUMO 1616	AJA KUMO	AJA KUMO 16 input, 16 output router	Select

After adding the Vid Channel as a device, input the IP address for the FrameSync and specify which channel is being controlled in the Camera ID field.



Connected
Development status: released

- Parameter List
- Open Device WebUI
- Core Logs
- Core Settings
- Ping device

AJA FS HDR Vid Channel

A Single HDR Video Channel from an AJA FS series device (1-4 = HD, 5 = 4K)

Configure your device settings here

Active

Name

Device Id

Model Id

Description

IP

Device Password

AJA FS HDR Vid Channel

2

AJA FS HDR Vid Channel

192.168.10.92

The password that is set on the device. Leave blank if no password is set


Camera Id

1

Camera ID (Vid Channel) number for camera models of AJA FS (1-4 = HD, 5 = 4K)

Delete
Save

IDs 1-4 correspond to Vid Channels 1-4 when when in HD/SD mode as defined in the Operating Mode within the FS web interface.


FS | HDR

- System
- Status
- Config
- Video
- Audio
- Presets
- User LUTs
- Remote
- Network
- Firmware

- Channels
- Vid 1 CAM #1
- Vid 2 CAM #2
- Vid 3 CAM #3
- Vid 4 CAM #4
- EMBED
- AES

- Alarms
- PS2 OFF

System Name
aja-fs-HDR

Operating Mode
HD/SD 4 Ch

SNMP Enable
Disabled

Screen Saver
On (AJA Logo)

Display Intensity
3

Fan Speed
5

UPnP Host
Enable

UPnP Proxy
Disable

Connection

Serial Number
3FF000374

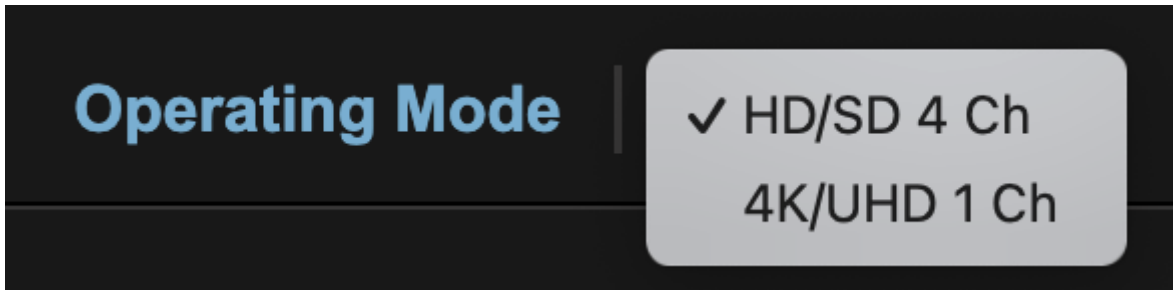
Software Version
4.3.0.25

Connection Status
Connected

Network

aja-fs-HDR

ID 5 corresponds to the single 4k channel when Operating Mode is set to 4k/UHD within the AJA Frame Sync web interface.



Revision #2

Created 29 October 2025 13:06:45 by Heather Pedersen

Updated 29 October 2025 14:09:52 by Heather Pedersen