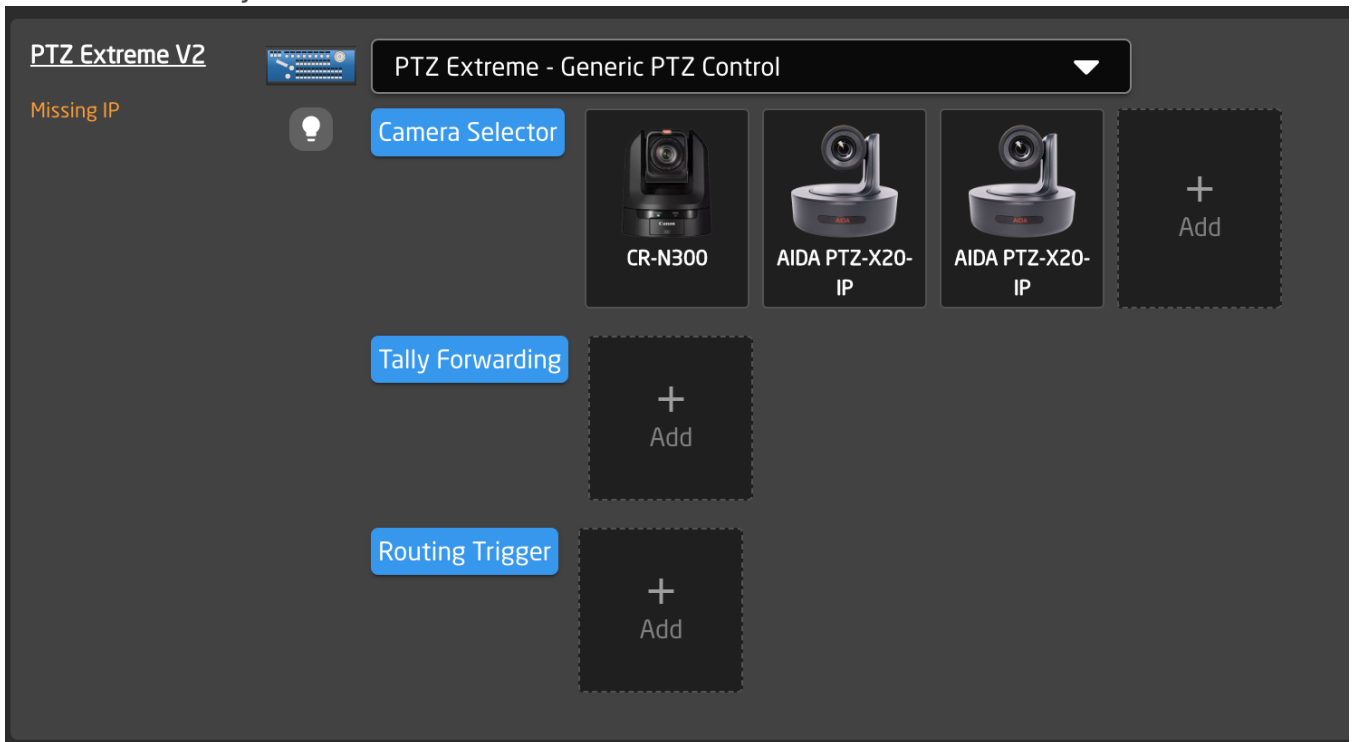


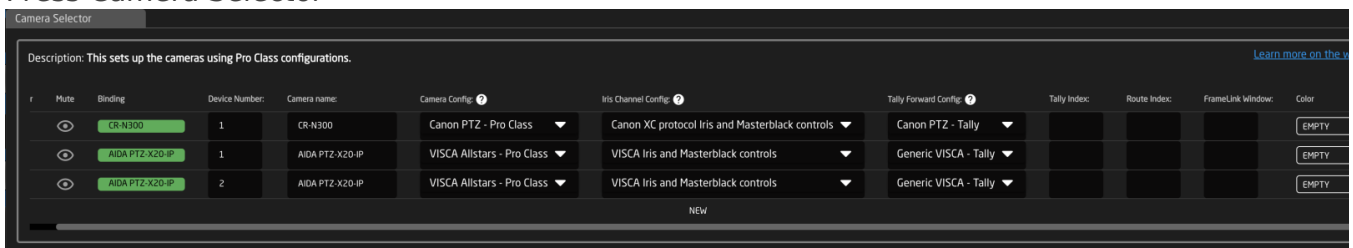
TSL

If you have a PTZ controller you can use TSL as the Routing trigger. That could be beneficial if you want your Camera selector to also route a source external in equipment using TSL, like Tallyman.

1. Add Cameras to your Controller



2. Press Camera Selector

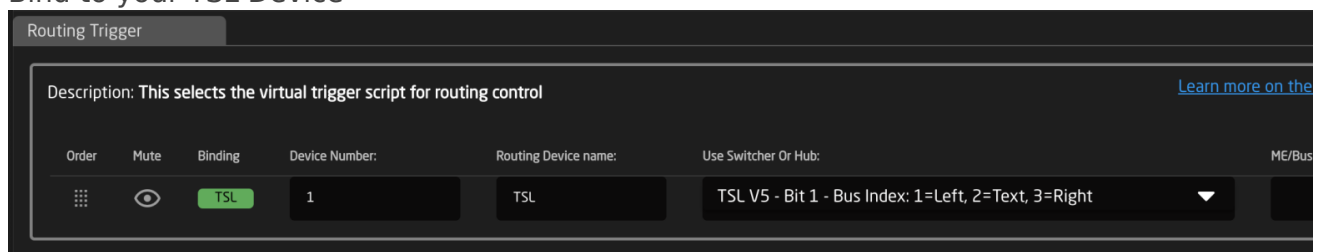


1. Fill in Route Index what TSL Address should be used for the specific source

3. Press Routing Trigger

1. Add new

2. Bind to your TSL Device



3. Select TSL Config in the Switcher or Hub section

TSL V3.1 - Specify Bit as a ME/Bus 1-4

TSL V5 - Bit 1 - Bus Index: 1=Left, 2=Text, 3=Right

TSL V5 - Bit 2 - Bus Index: 1=Left, 2=Text, 3=Right

4. Specify what Tally bit (v3.1) or Position (v5.0) you want to use

Note: that the ME/Bus field is only used by TSL v3.1 and can be left blank when using TSI v5

Revision #3

Created 22 November 2022 12:24:35 by Silas Sakskjær

Updated 19 December 2023 12:20:00 by Andreas Hauge Thomsen